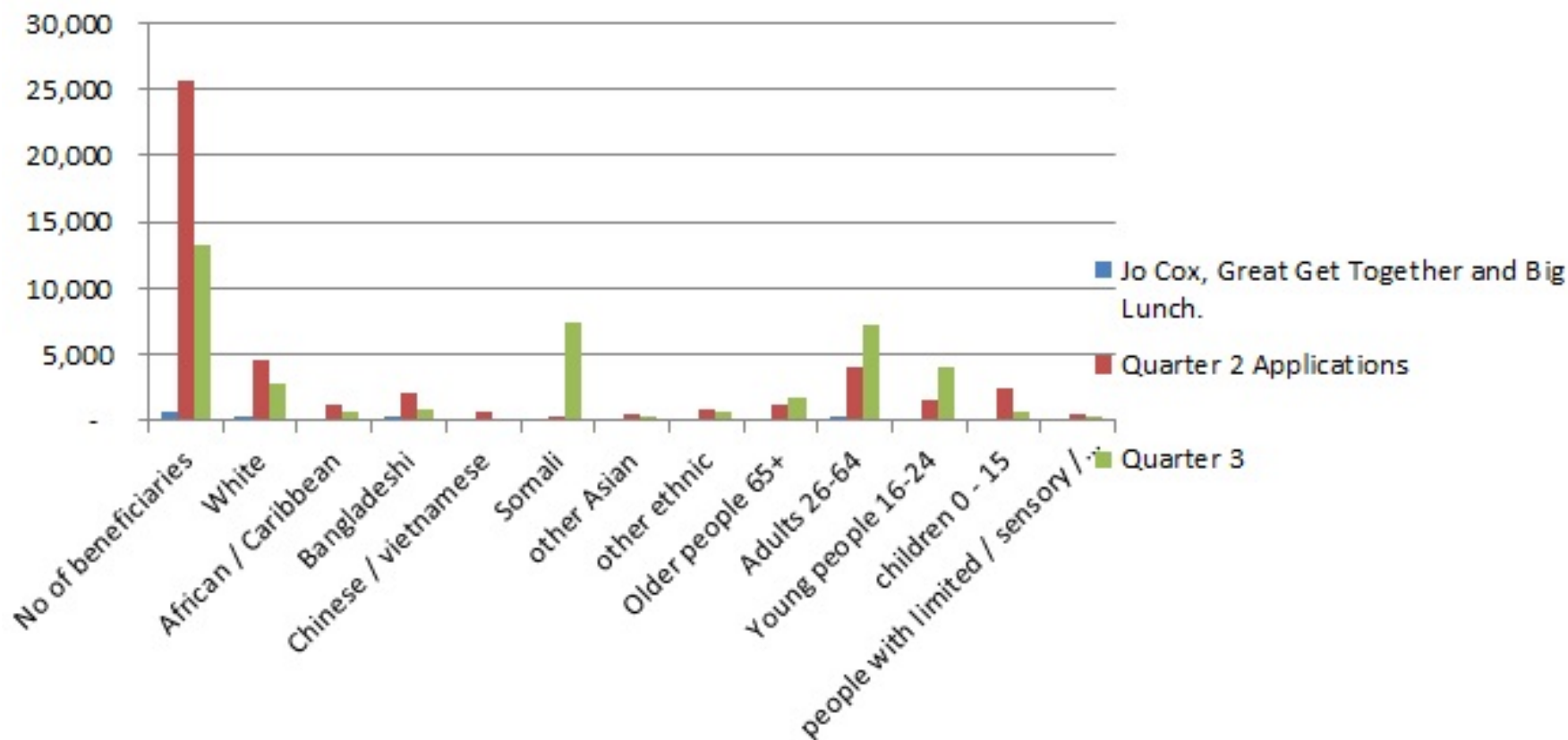


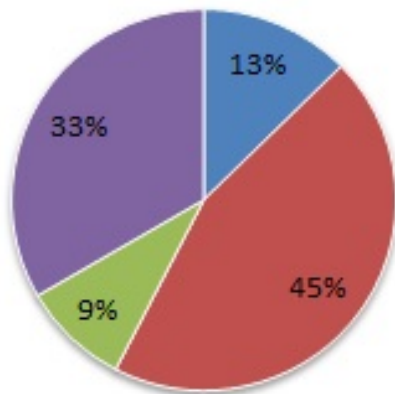
Appendix C. Monitoring info

GRANT PERIOD	NUMBER OF APPLICATIONS / GRANTS	No. of beneficiaries in application	No. of beneficiaries in evaluation	White	African / Caribbean	Bangladeshi	Chinese / vietnamese	Somali	other Asian	other ethnic	Older people 65+	Adults 26-64	Young people 16-24	children 0 - 15	people with limited / sensory / learning disabilities	Award Amount
Jo Cox, Great Get Together and Big Lunch.	11 grants awarded	1132	739	338	97	322	10	13	16	28	69	244	49	181	95	£ 2,750.00
Quarter 2 Applications	17 applications, 11 grants awarded	25630	25701	4493	1235	2074	697	251	561	842	1147	3995	1477	2385	574	£15,000.00
Quarter 3	21 applications, 17 awards	42385	13179	2761	588	886	142	7345	397	684	1783	7180	4061	620	343	£18,300.00
	TOTAL	69147	39619	7592	1920	3282	849	7609	974	1554	2999	11419	5587	3186	1012	36,050.00



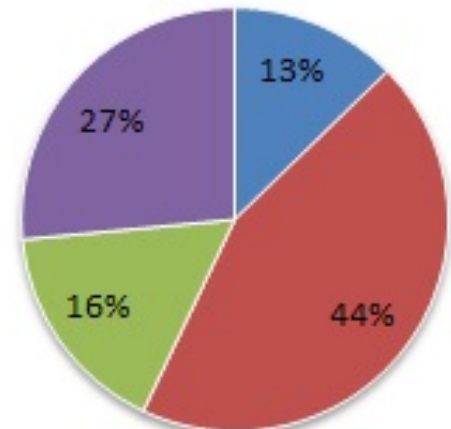
Jo Cox Great Get Together 2017 Age Breakdown

■ Older people 65+ ■ Adults 26-64
■ Young people 16-24 ■ children 0 - 15



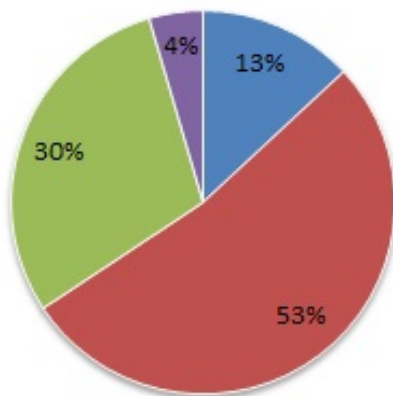
Quarter 2, 2017-18 Age Breakdown

■ Older people 65+ ■ Adults 26-64
■ Young people 16-24 ■ children 0 - 15



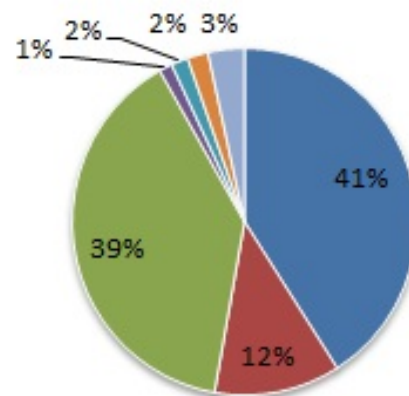
Quarter 3, 2017-18 Age Breakdown

■ Older people 65+ ■ Adults 26-64
■ Young people 16-24 ■ children 0 - 15



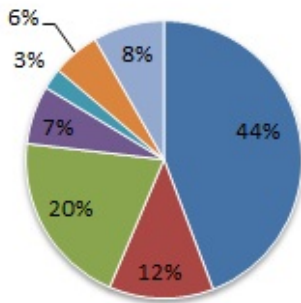
Jo Cox Great Get Together 2017 Ethnic Breakdown

■ White ■ African / Caribbean ■ Bangladeshi
■ Chinese / vietnamese ■ Somali ■ other Asian
■ other ethnic



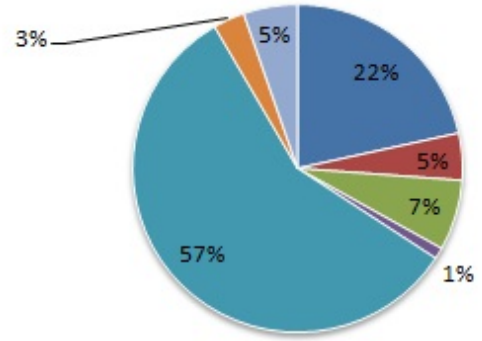
Quarter 2, 2017-18 Ethnic Breakdown

- White
- African / Caribbean
- Bangladeshi
- Chinese / vietnamese
- Somali
- other Asian
- other ethnic



Quarter 3, 2017-18 Ethnic Breakdown

- White
- African / Caribbean
- Bangladeshi
- Chinese / vietnamese
- Somali
- other Asian
- other ethnic



Ward Breakdown.

